



Used Car Seat Safety

Before using a secondhand car seat or booster seat, carefully check its overall condition.



Know the Seat's History

Has it been in a crash? If the history is unknown, it's best not to use the seat. If you don't fully trust the person who provided it, consider it unsafe.

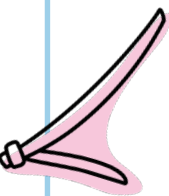
Approve the Condition

Ensure all factory parts and labels are still properly attached and/or displayed. Car seat labels are required by law and show important information on proper car seat use. If there is any visible damage or missing parts, consider it unsafe.



Check for Recalls

If there's a recall, has it been addressed? Use the model number and date of manufacture to check for any safety recalls.




Make Sure it Hasn't Expired


Check the label for the date of manufacture and consult the manufacturer about its lifespan. Car seats expire for several reasons, including *material degradation. Additionally, as safety standards improve, newer models may offer enhanced safety features and updated regulations.

*Over time, materials such as plastic, foam and fabric can deteriorate from exposure to temperature changes, sunlight, and general wear and tear, which can compromise the seat's integrity and safety performance.


Disclaimer: Even after reviewing these considerations, there is no guarantee that the car seat or booster seat is safe to use. The caregiver is responsible for deciding whether to use a secondhand seat. Child Passenger Safety Technicians (CPSTs) cannot certify the safety of a used car seat or booster seat.



Check For Car Seat Recalls
<https://bit.ly/4fjmw0q>



Get Your Seat Checked By A
Child Passenger Safety Technician
<https://bit.ly/3Psp9IY>



Contact Your Seat Manufacturer
<https://bit.ly/4gyirXn>

